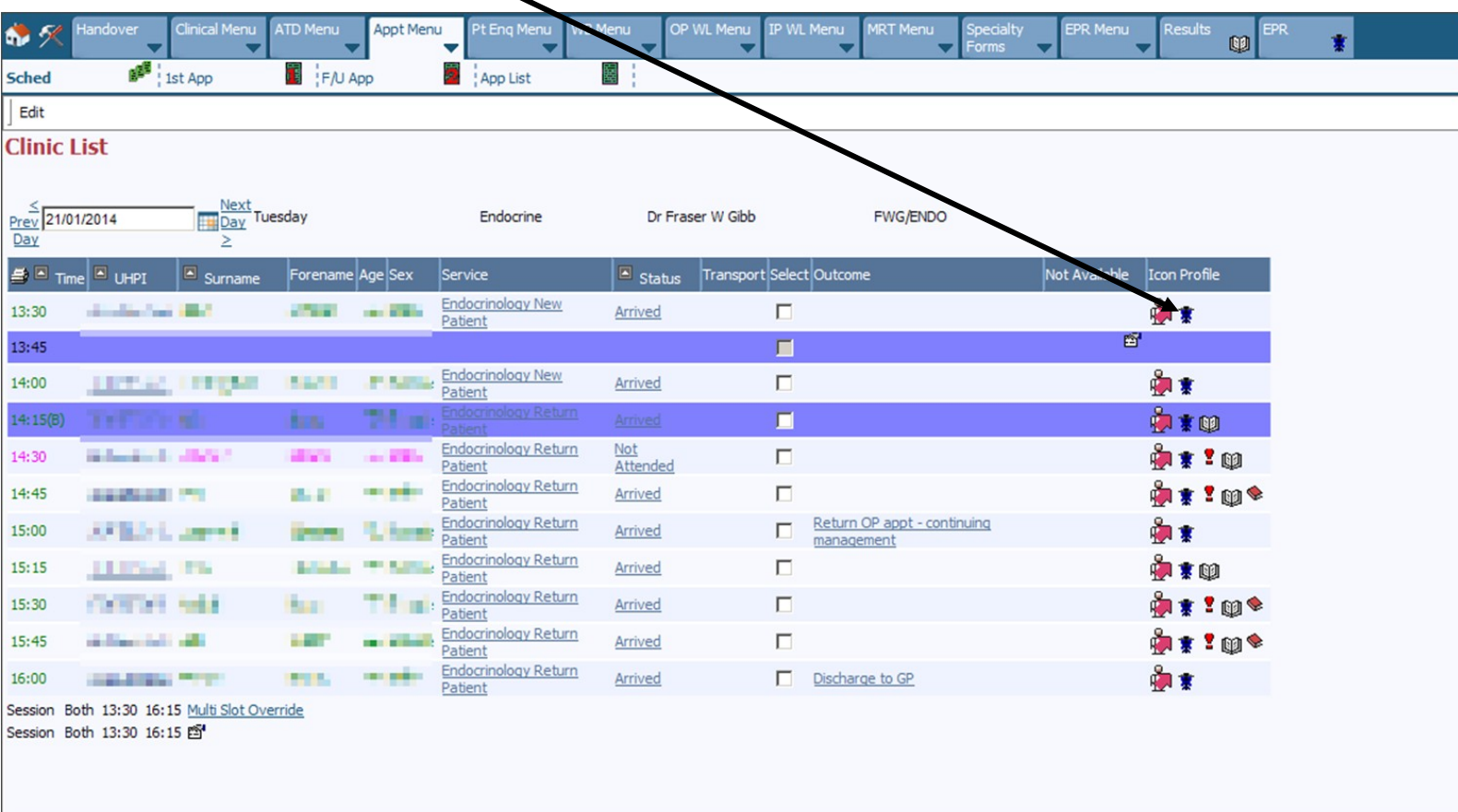


Step-by-step guide to the Endocrine TRAK pages

January 2014

Access to the endocrine consultation is via the EPR. The most efficient route in is to open up your clinic list and select the small blue 'EPR' icon beside the patient's details:



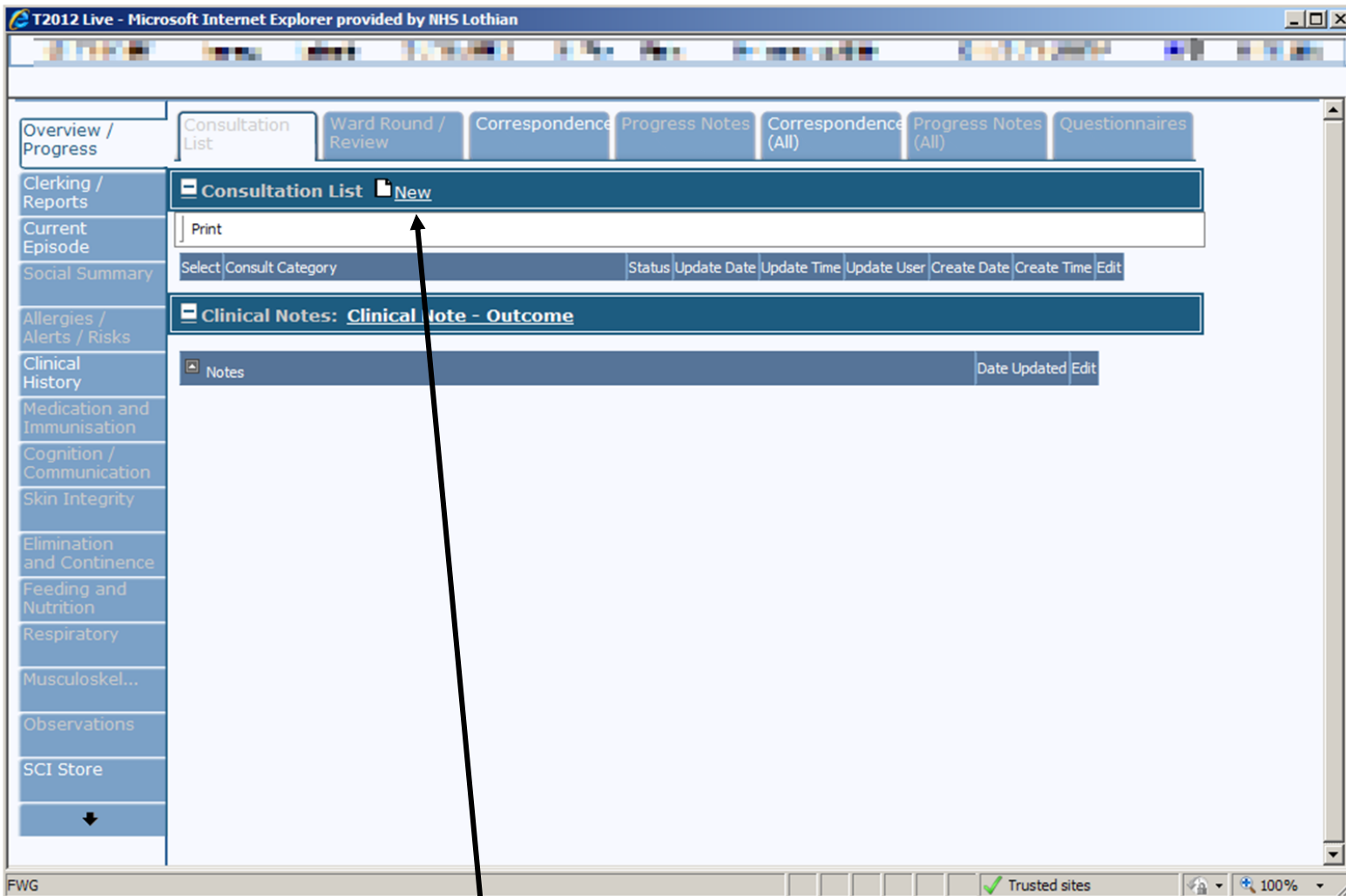
The screenshot shows the EPR interface with a menu bar at the top containing options like Handover, Clinical Menu, ATD Menu, Appt Menu, Pt Enq Menu, etc. Below the menu is a 'Clinic List' section for 'Endocrine' on 'Tuesday 21/01/2014' by 'Dr Fraser W Gibb'. The table lists appointments with columns for Time, UHPI, Surname, Forename, Age, Sex, Service, Status, Transport, Select, Outcome, Not Available, and Icon Profile. The first row at 13:30 shows an 'Endocrinology New Patient' appointment with an 'Arrived' status and a small blue 'EPR' icon in the 'Icon Profile' column. A black arrow points from the text above to this icon.

Time	UHPI	Surname	Forename	Age	Sex	Service	Status	Transport	Select	Outcome	Not Available	Icon Profile
13:30						Endocrinology New Patient	Arrived		<input type="checkbox"/>			
13:45									<input type="checkbox"/>			
14:00						Endocrinology New Patient	Arrived		<input type="checkbox"/>			
14:15(B)						Endocrinology Return Patient	Arrived		<input type="checkbox"/>			
14:30						Endocrinology Return Patient	Not Attended		<input type="checkbox"/>			
14:45						Endocrinology Return Patient	Arrived		<input type="checkbox"/>			
15:00						Endocrinology Return Patient	Arrived		<input type="checkbox"/>	Return OP appt - continuing management		
15:15						Endocrinology Return Patient	Arrived		<input type="checkbox"/>			
15:30						Endocrinology Return Patient	Arrived		<input type="checkbox"/>			
15:45						Endocrinology Return Patient	Arrived		<input type="checkbox"/>			
16:00						Endocrinology Return Patient	Arrived		<input type="checkbox"/>	Discharge to GP		

The benefit of selecting this icon is that your clinic list remains active in the background.

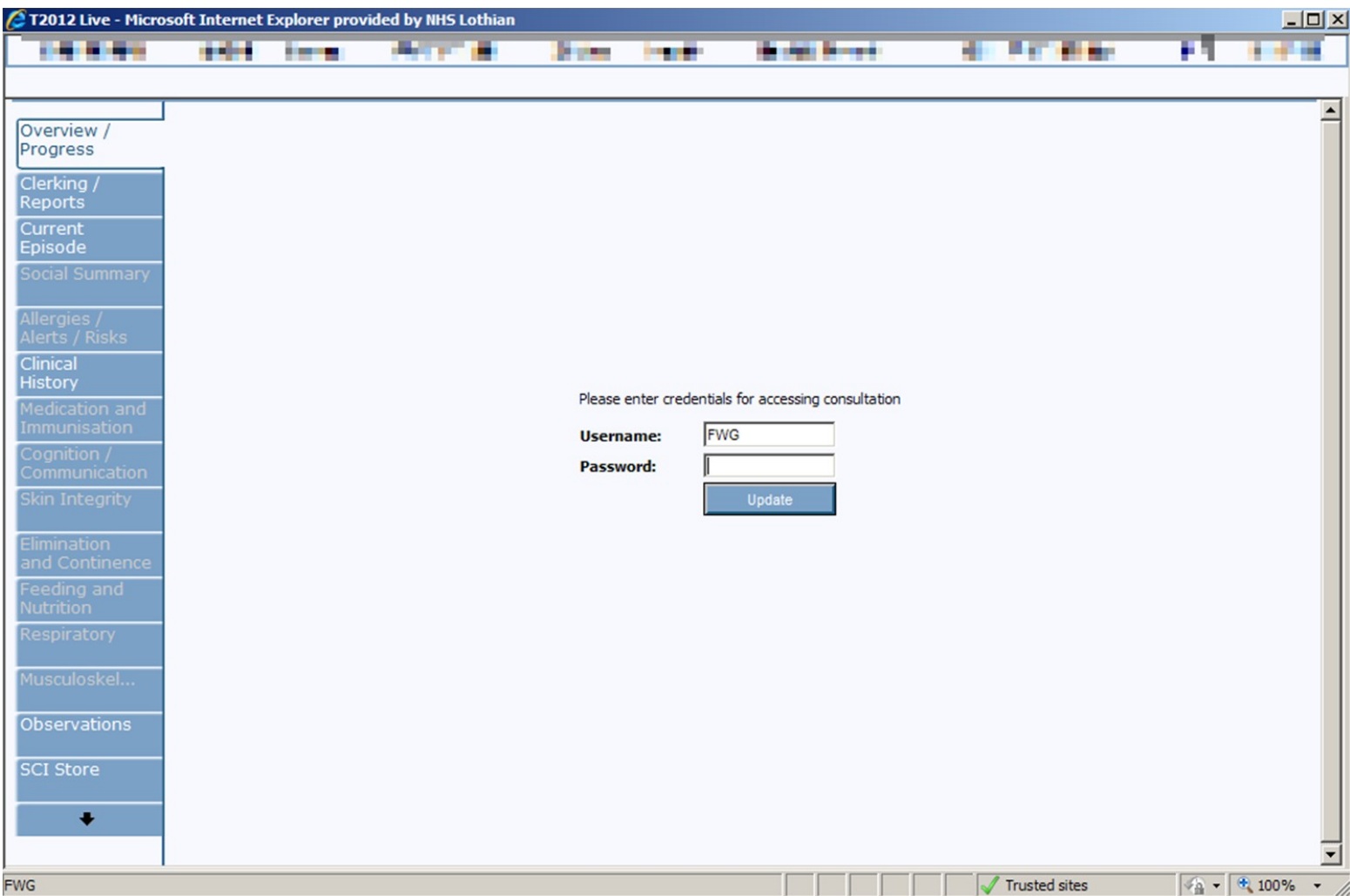
If you access the EPR by another route, you must ensure that it is via the Endocrine clinic encounter and not, for example, a 'General Medicine' or 'MDM' encounter.

You will now be on the EPR screen. If your patient has not had an 'Endocrine consultation' created previously, the screen will look like this:



At 'consultation list' click 'New'.

You will be prompted to enter your TRAK password:



The screenshot shows a Microsoft Internet Explorer browser window titled "T2012 Live - Microsoft Internet Explorer provided by NHS Lothian". The address bar is empty. On the left side, there is a vertical navigation menu with the following items: Overview / Progress, Clerking / Reports, Current Episode, Social Summary, Allergies / Alerts / Risks, Clinical History, Medication and Immunisation, Cognition / Communication, Skin Integrity, Elimination and Continence, Feeding and Nutrition, Respiratory, Musculoskel..., Observations, and SCI Store. A downward arrow is visible at the bottom of this menu. The main content area is light blue and contains the text "Please enter credentials for accessing consultation". Below this text are two input fields: "Username:" with the value "FWG" and "Password:" which is empty. A blue "Update" button is positioned below the password field. The browser's status bar at the bottom shows "FWG" on the left, a green checkmark and "Trusted sites" in the middle, and a zoom level of "100%" on the right.

This will open the consultation page. In the 'category' box, type 'en' and select 'Endocrine/Metabolic'

Category Group

Status

Category

Description	Code
Endocrine/Metabolic	EN

Actions
Please select ca

Consultation Questionnaires
List of questionnaires for episode and linked episodes This consultation

Clinical Notes

FWG Trusted sites 100%

You are now presented with three choices: 'Diagnosis', 'Endocrine drug snapshot' or 'Thyrototoxicosis Proforma':

T2012 Live - Microsoft Internet Explorer provided by NHS Lothian

Consultation

Category Group Status
Category Care Provider

Actions
Please select category to access action links below:

- [Diagnosis](#)
- [Questionnaires \(Endocrine drug snapshot\)](#)
- [Questionnaires \(Endocrine Thyrototoxicosis Proforma\)](#)

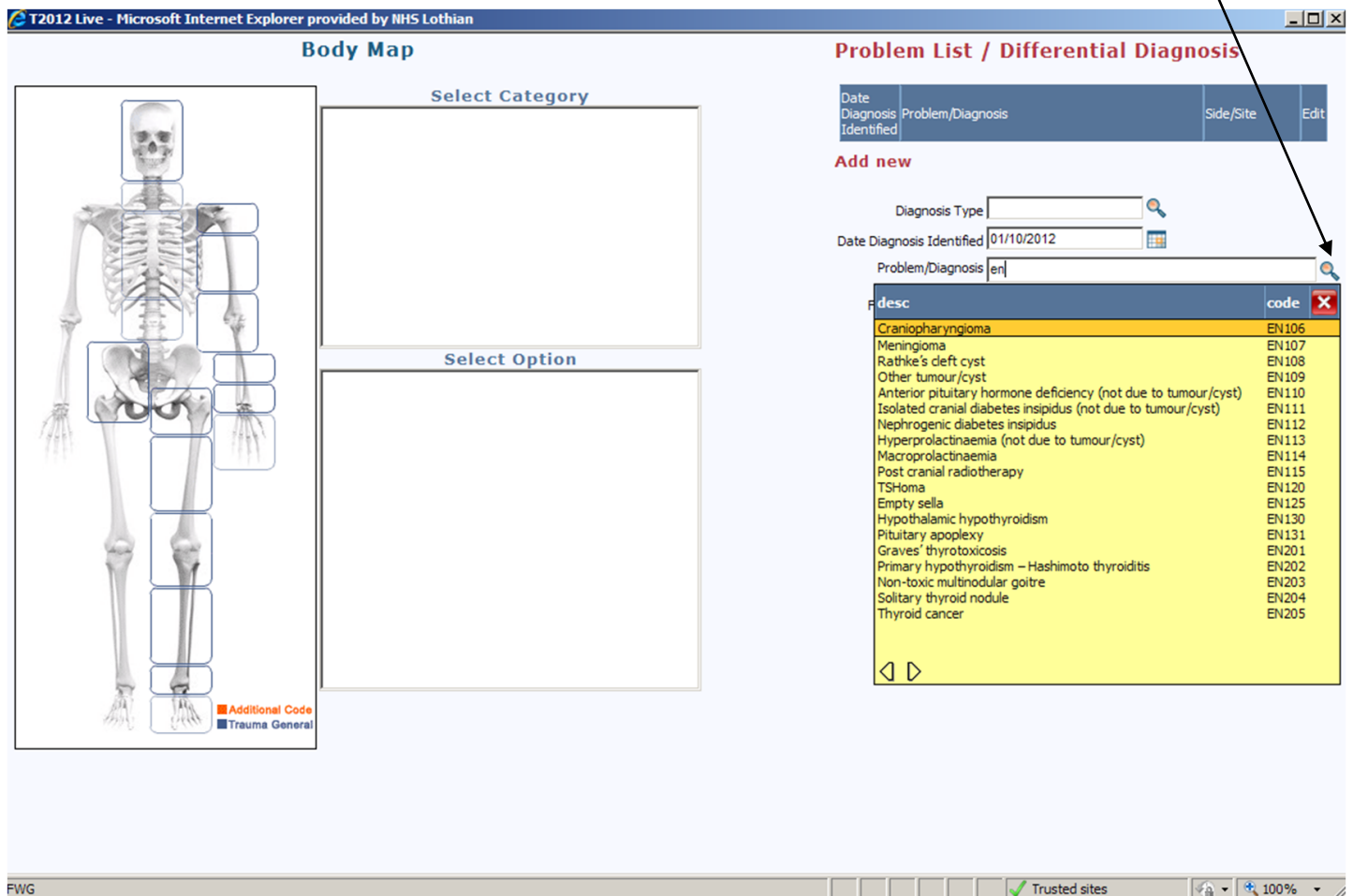
Consultation Questionnaires
List of questionnaires for episode and linked episodes This consultation

Clinical Notes

FWG Trusted sites 100%

Select 'diagnosis'

In the 'Problem/Diagnosis' box, type 'en' and click on the magnifying glass icon.



Body Map

Select Category

Select Option

Problem List / Differential Diagnosis

Date Diagnosis Identified	Problem/Diagnosis	Side/Site	Edit
Add new			
Diagnosis Type	<input type="text"/>		
Date Diagnosis Identified	01/10/2012		
Problem/Diagnosis	en		

desc	code
Craniopharyngioma	EN106
Meningioma	EN107
Rathke's cleft cyst	EN108
Other tumour/cyst	EN109
Anterior pituitary hormone deficiency (not due to tumour/cyst)	EN110
Isolated cranial diabetes insipidus (not due to tumour/cyst)	EN111
Nephrogenic diabetes insipidus	EN112
Hyperprolactinaemia (not due to tumour/cyst)	EN113
Macroprolactinaemia	EN114
Post cranial radiotherapy	EN115
TSHoma	EN120
Empty sella	EN125
Hypothalamic hypothyroidism	EN130
Pituitary apoplexy	EN131
Graves' thyrotoxicosis	EN201
Primary hypothyroidism - Hashimoto thyroiditis	EN202
Non-toxic multinodular goitre	EN203
Solitary thyroid nodule	EN204
Thyroid cancer	EN205

FWG Trusted sites 100%

This will bring up the complete list of endocrine diagnosis codes. Select the relevant diagnosis.

When known, add the date of diagnosis:

The screenshot shows a web interface for recording medical diagnoses. On the left is a 'Body Map' with a human skeleton and checkboxes for various body parts. On the right is a 'Problem List / Differential Diagnosis' form. The form includes fields for 'Date Diagnosis Identified' (01/10/2012), 'Problem/Diagnosis' (Cushing's disease (i.e. pituitary origin)), 'Free Text Diagnosis' (4mm microadenoma), 'Status' (Differential), 'Laterality' (Bilateral), and 'Body Site' (Abdominal part of oesophagus, Ampulla of water, Anus, Appendix, Ascending colon, Biliary tract, NOS, Bladder, Bladder, overlapping lesion). There are 'Update' and 'Repeat' buttons at the bottom of the form.

You also have the option to add 'free text' which will be displayed under the main diagnosis (and can be edited at subsequent appointments). Examples:

Graves' Disease
TRABS >40 at diagnosis
Rash on carbimazole
Slow to respond to PTU

Thyroid cancer
Papillary thyroid cancer
pT2 N1b M0
Awaiting ablative RAI

When complete, select 'update'.

Now select 'Endocrine drug snapshot'

T2012 Live - Microsoft Internet Explorer provided by NHS Lothian

Consultation

Category Group Status

Category Care Provider

Actions
Please select category to access action links below:

- [Diagnosis](#)
- [Questionnaires \(Endocrine drug snapshot\)](#)
- [Questionnaires \(Endocrine Thyrotoxicosis Proforma\)](#)

Consultation Questionnaires
List of questionnaires for episode and linked episodes This consultation

Clinical Notes

FWG Trusted sites 100%

This is the most useful screen, as it displays diagnosis, progress notes, radiology, procedures and is where changes in endocrine medication should be recorded.

T2012 Live - Microsoft Internet Explorer provided by NHS Lothian

ENDOCRINE DRUG SNAPSHOT

Thyroid drugs	Dose Started	Dose	Unit	Frequency
Levothyroxine				
Triiodothyronine				
Carbimazole				
Propylthiouracil				
Propranolol				
Propranolol LA				

Pituitary	Dose Started	Dose	Unit	Frequency
Growth Hormone				
Cabergoline				
Quinagolide				
Bromocriptine				
Pasireotide				
Somatuline autogel				
Somatuline LA				
Octreotide				
Sandostatin				
Sandostatin LAR				
Pegvisomant				
Desmopressin tablets				
Desmopressin nasal spray				

Adrenal	Dose Started	Dose	Unit	Frequency
Hydrocortisone	01/10/2012	15am 5pm	Milligrams	TWICE DAILY
Dexamethasone				
Prednisolone				
Methylprednisolone				
Fludrocortisone				
Metyrapone				
Ketoconazole				
Phenoxybenzamine				

Reproductive	Dose Started	Dose	Unit	Frequency
Dianette				
Metformin				
Vaniqa				
Finasteride				

Clinical Notes: ENDOPROG New

Date Created	Time Created	Type	Specialty	Care Provider	Full Notes	Date Updated	Edit	Edit History
01/06/2012		T2 Diabetes Mellitus HbA1c 47 mmol/mol (Jan 2014) on metformin Cushing's disease (i.e. pituitary origin) Presumed cyclical Cushing's Diagnosis made after first TSS (Nov 2009) T2DM and Hypertension (June 2012) Repeat TSS December 2012 Pituitary radiotherapy (August 2013) Subsequent hypoadrenalism with suspicion of ongoing cyclical cortisol excess						
01/11/2009								

Diagnosis New

Date Identified	Problem/Diagnosis	Side/Site	Edit
01/06/2012	T2 Diabetes Mellitus HbA1c 47 mmol/mol (Jan 2014) on metformin Cushing's disease (i.e. pituitary origin) Presumed cyclical Cushing's Diagnosis made after first TSS (Nov 2009) T2DM and Hypertension (June 2012) Repeat TSS December 2012 Pituitary radiotherapy (August 2013) Subsequent hypoadrenalism with suspicion of ongoing cyclical cortisol excess		
01/11/2009			

Result Profile: EndoRad [Across All Episodes]

MRI Head	12/11/2013	Results	CareStream
MRI Pituitary With and Without Gadolinium	12/11/2013	Results	CareStream
MRI Pituitary With and Without Gadolinium	18/07/2013	Results	CareStream
MRI Pituitary with Gadolinium	18/03/2013	Results	CareStream

Procedures New

Operation Code	Indicator	Operation	Consultant	Procedure Date	Edit
EN019		Trans-sphenoidal surgery		08/12/2009	
EN019		Trans-sphenoidal surgery		18/12/2012	
EN018		External beam radiotherapy (pituitary)		05/08/2013	

LifeStyle Choices / Travel History New

Observation Profile: Body Measurements [Across All Episodes] New

Observation Item	21/01/2014 08:53
Age	
Height/Length(cm)	168
Height Verified/Unverified	
Ulna Measurement	

If you input a medication (or change a dose), scroll to the bottom and click 'update' to save it.

'ENDOPROG' provides the opportunity to record clinic notes on TRAK rather than in the paper case notes. Select 'New':

T2012 Live - Microsoft Internet Explorer provided by NHS Lothian

ENDOCRINE DRUG SNAPSHOT

Thyroid drugs	Dose Started	Dose	Unit	Frequency
Levothyroxine				
Triiodothyronine				
Carbimazole				
Propylthiouracil				
Propranolol				
Propranolol LA				

Pituitary	Dose Started	Dose	Unit	Frequency
Growth Hormone				
Cabergoline				
Quinagolide				
Bromocriptine				
Pasireotide				
Somatuline autogel				
Somatuline LA				
Octreotide				
Sandostatin				
Sandostatin LAR				
Pegvisomant				
Desmopressin tablets				
Desmopressin nasal spray				

Adrenal	Dose Started	Dose	Unit	Frequency
Hydrocortisone	01/10/2012	15am 5pm	Milligrams	TWICE DAILY
Dexamethasone				
Prednisolone				
Methylprednisolone				
Fludrocortisone				
Metyrapone				
Ketoconazole				
Phenoxybenzamine				

Reproductive	Dose Started	Dose	Unit	Frequency
Dianette				
Metformin				
Vaniqa				
Finasteride				

Clinical Notes: ENDOPROG [New](#)

Date Created	Time Created	Type	Specialty	Care Provider	Full Notes	Date Updated	Edit	Edit History

Diagnosis [New](#)

Date Diagnosis Identified	Problem/Diagnosis	Side/Site	Edit
01/06/2012	T2 Diabetes Mellitus HbA1c 47 mmol/mol (Jan 2014) on metformin Cushing's disease (i.e. pituitary origin) Presumed cyclical Cushing's Diagnosis made after first TSS (Nov 2009) T2DM and Hypertension (June 2012)		
01/11/2009	Repeat TSS December 2012 Pituitary radiotherapy (August 2013) Subsequent hypoadrenalism with suspicion of ongoing cyclical cortisol excess		

Result Profile: EndoRad [Across All Episodes]

MRI Head	12/11/2013	Results	
MRI Pituitary With and Without Gadolinium	12/11/2013	Results	
MRI Pituitary With and Without Gadolinium	18/07/2013	Results	
MRI Pituitary with Gadolinium	18/03/2013	Results	

Procedures [New](#)

Operation Code	Indicator	Operation	Consultant	Procedure Date	Edit
EN019		Trans-sphenoidal surgery		08/12/2009	
EN019		Trans-sphenoidal surgery		18/12/2012	
EN018		External beam radiotherapy (pituitary)		05/08/2013	

LifeStyle Choices / Travel History [New](#)

Observation Profile: Body Measurements [Across All Episodes] [New](#)

Observation Item	21/01/2014 08:53
Age	
Height/Length(cm)	168
Height Verified/Unverified	
Ulna Measurement	

FWG Trusted sites 100%

Type 'p' in the 'note type' box and then click in the free text box.

T2012 Live - Microsoft Internet Explorer provided by NHS Lothian

Clinical Notes

Note Type Care Provider Specialty

MS Sans Serif 8

B *I* U [Link] [Unlink] [List] [Print]

Update

[Audit Trail](#)

Last Update User:

Update Date: 25/01/2014

Update Time: 21:47

FWG Trusted sites 100%

Once complete, click 'update' to return to the 'Drug snapshot' screen.

In patients who have undergone 'one-off' treatments such as radioiodine and surgery, please record these in the 'procedures' section (click 'new'):

T2012 Live - Microsoft Internet Explorer provided by NHS Lothian

ENDOCRINE DRUG SNAPSHOT

Thyroid drugs	Dose Started	Dose	Unit	Frequency
Levothyroxine				
Triiodothyronine				
Carbimazole				
Propylthiouracil				
Propranolol				
Propranolol LA				

Pituitary	Dose Started	Dose	Unit	Frequency
Growth Hormone				
Cabergoline				
Quinagolide				
Bromocriptine				
Pasireotide				
Somatuline autogel				
Somatuline LA				
Octreotide				
Sandostatin				
Sandostatin LAR				
Pegvisomant				
Desmopressin tablets				
Desmopressin nasal spray				

Adrenal	Dose Started	Dose	Unit	Frequency
Hydrocortisone	01/10/2012	15am 5pm	Milligrams	TWICE DAILY
Dexamethasone				
Prednisolone				
Methylprednisolone				
Fludrocortisone				
Metypalone				
Ketoconazole				
Phenoxybenzamine				

Reproductive	Dose Started	Dose	Unit	Frequency
Dianette				
Metformin				
Vaniqa				
Finasteride				

Clinical Notes: ENDOPTILOG [New](#)

Date Created	Time Created	Type	Specialty	Care Provider	Full Notes	Date Updated	Edit	Edit History
01/06/2012		T2 Diabetes Mellitus			HbA1c 47 mmol/mol (Jan 2014) on metformin			
01/11/2009		Cushing's disease (i.e. pituitary origin)			Presumed cyclical Cushing's			
		Diagnosis made after first TSS (Nov 2009)			T2DM and Hypertension (June 2012)			
		Repeat TSS December 2012			Pituitary radiotherapy (August 2013)			
		Subsequent hypoadrenalism with suspicion of ongoing cyclical cortisol excess						

Result Profile: EndoRad [Across All Episodes]

MRI Head	12/11/2013	Results	CareStream
MRI Pituitary With and Without Gadolinium	12/11/2013	Results	CareStream
MRI Pituitary With and Without Gadolinium	18/07/2013	Results	CareStream
MRI Pituitary with Gadolinium	18/03/2013	Results	CareStream

Procedures [New](#)

Operation Code	Indicator	Operation	Consultant	Procedure Date	Edit
EN019		Trans-sphenoidal surgery		08/12/2009	
EN019		Trans-sphenoidal surgery		18/12/2012	
EN018		External beam radiotherapy (pituitary)		05/08/2013	

LifeStyle Choices / Travel History [New](#)

Observation Profile: Body Measurements [Across All Episodes] [New](#)


Observation Item	21/01/2014 08:53
Age	
Height/Length(cm)	168
Height Verified/Unverified	
Ulna Measurement	


Type 'm' in 'operation category'

T2012 Live - Microsoft Internet Explorer provided by NHS Lothian

Procedures



Care Provider

Operation Category 

Operation 

Procedure Date

OPERDesc	OPERCode	OPERBlockNumber	OPERMechVentilCode	SurgeonsPref	Alias
Radioiodine 400MBq	EN001				
Radioiodine 800MBq	EN002				
Radioiodine 1100MBq	EN003				
Radioiodine 3700MBq	EN004				
Radioiodine 6000MBq	EN005				
Radioiodine 8000MBq	EN006				
External beam radiotherapy (thyroid)	EN007				
Thyroidectomy	EN008				
Thyroid lobectomy (right)	EN009				
Thyroid lobectomy (left)	EN010				
Completion thyroidectomy	EN011				
Parathyroidectomy	EN012				
Orbital radiotherapy	EN013				
Thyroid eye: emergency decompression	EN014				
Thyroid eye: elective decompression	EN015				
Thyroid eye: squint surgery	EN016				
Thyroid eye: eyelid surgery	EN017				
External beam radiotherapy (pituitary)	EN018				
Trans-sphenoidal surgery	EN019				

FWG  Trusted sites  100%

Type 'en' in the 'operation' box and click the magnifying glass icon to bring up a list of endocrine procedures.

When known, input the date of the treatment and then select 'update' to return to the 'drug snapshot' screen.

Weight and height can be recorded in 'body measurements':

Depressive episode 29/04/2010 10:04 Ruth Kirkhouse Edit History

Observation Profile: Body Measurements [Across All Episodes] [New](#)

Observation Item	21/01/2014 08:53
Age	
Height/Length(cm)	168
Height Verified/Unverified	
Ulna Measurement	
Weight(kg)	109.4
Weight Verified/Unverified	
BMI	38.76
Waist Measurements (cm)	
OFC(cm)	
Comments	
Execution Notes	
Last Update Details	23/01/2014 08:53 Fraser W Gibb Royal Infirmary of Edinburgh Body Measurements Observation

Observation Profile: Endocrine/Metabolic Observations

It would be very useful to start recording this information, as it is one of the few things we still rely on pulling paper case notes for. Hopefully, in the coming months, this task will be performed by clinic nursing staff.

If you have made medication changes, scroll down to the bottom and click 'update' to leave this page. If you have not changed medication, simply click the X to return to the previous page:

T2012 Live - Microsoft Internet Explorer provided by NHS Lothian

ENDOCRINE DRUG SNAPSHOT

Thyroid drugs	Dose Started	Dose	Unit	Frequency
Levothyroxine				
Triiodothyronine				
Carbimazole				
Propylthiouracil				
Propranolol				
Propranolol LA				

Pituitary	Dose Started	Dose	Unit	Frequency
Growth Hormone				
Cabergoline				
Quinagolide				
Bromocriptine				
Pasireotide				
Somatuline autogel				
Somatuline LA				
Octreotide				
Sandostatin				
Sandostatin LAR				
Pegvisomant				
Desmopressin tablets				
Desmopressin nasal spray				

Adrenal	Dose Started	Dose	Unit	Frequency
Hydrocortisone	01/10/2012	15am 5pm	Milligrams	TWICE DAILY
Dexamethasone				
Prednisolone				
Methylprednisolone				
Fludrocortisone				
Metypalone				
Ketoconazole				
Phenoxybenzamine				

Reproductive	Dose Started	Dose	Unit	Frequency
Dianette				
Metformin				
Vaniqa				
Finasteride				

Clinical Notes: ENDOPROG [New](#)

Date Created	Time Created	Type	Specialty	Care Provider	Full Notes	Date Updated	Edit	Edit History

Diagnosis [New](#)

Date Diagnosis Identified	Problem/Diagnosis	Side/Site	Edit
01/06/2012	T2 Diabetes Mellitus HbA1c 47 mmol/mol (Jan 2014) on metformin Cushing's disease (i.e. pituitary origin) Presumed cyclical Cushing's Diagnosis made after first TSS (Nov 2009) T2DM and Hypertension (June 2012) Repeat TSS December 2012		
01/11/2009	Pituitary radiotherapy (August 2013) Subsequent hypoadrenalism with suspicion of ongoing cyclical cortisol excess		

Result Profile: EndoRad [Across All Episodes]

MRI Head	12/11/2013	Results	
MRI Pituitary With and Without Gadolinium	12/11/2013	Results	
MRI Pituitary With and Without Gadolinium	18/07/2013	Results	
MRI Pituitary with Gadolinium	18/03/2013	Results	

Procedures [New](#)

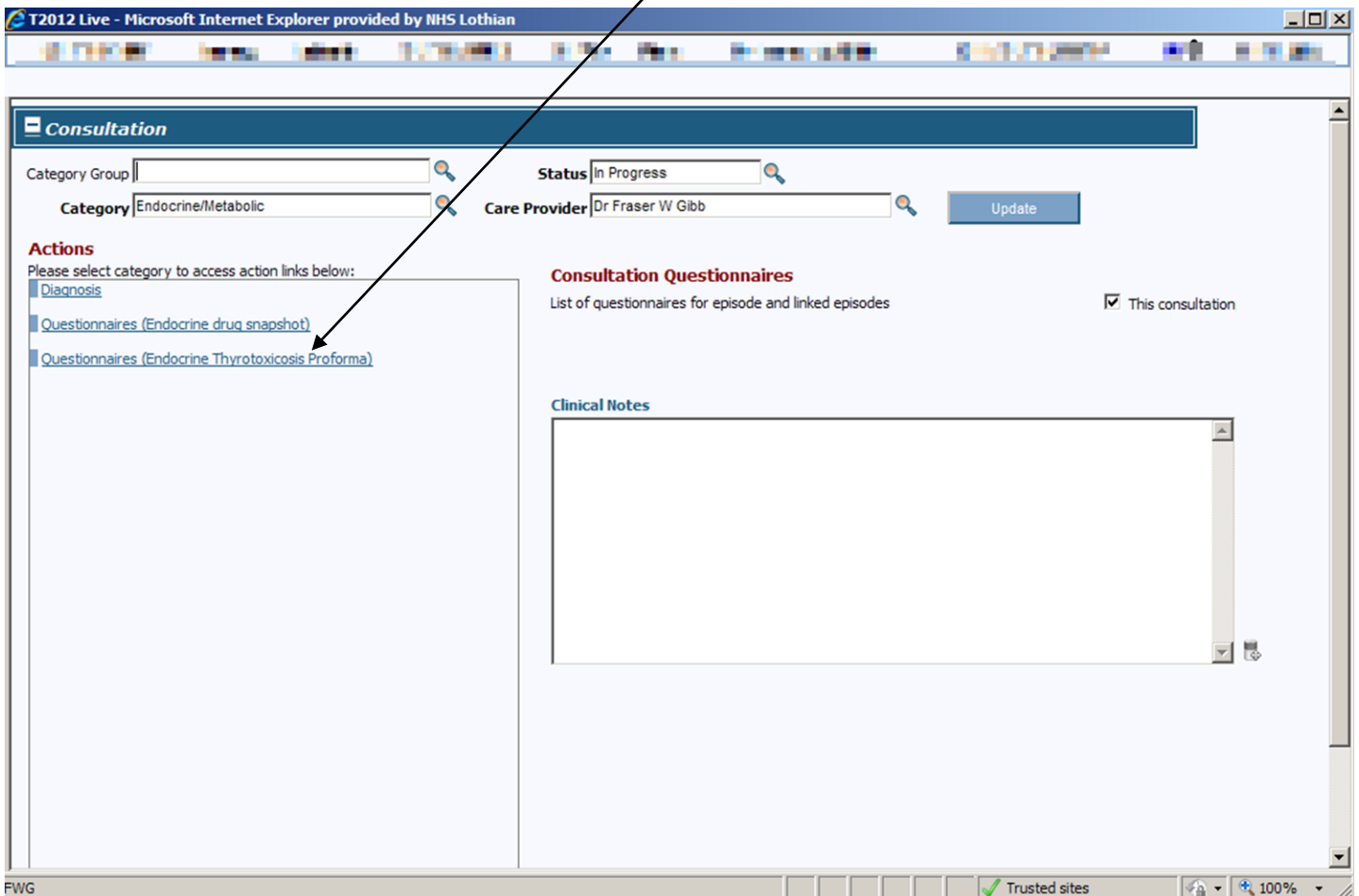
Operation Code	Indicator	Operation	Consultant	Procedure Date	Edit
EN019		Trans-sphenoidal surgery		08/12/2009	
EN019		Trans-sphenoidal surgery		18/12/2012	
EN018		External beam radiotherapy (pituitary)		05/08/2013	

LifeStyle Choices / Travel History [New](#)

Observation Profile: Body Measurements [Across All Episodes] [New](#)

Observation Item	21/01/2014 08:53
Age	
Height/Length(cm)	168
Height Verified/Unverified	
Ulna Measurement	

You will only need to access the 'thyrotoxicosis proforma' to input information at the initial consultation for a new patient presenting with thyrotoxicosis or to input an updated CAS score in a return Graves' patient:



T2012 Live - Microsoft Internet Explorer provided by NHS Lothian

Consultation

Category Group

Category

Status

Care Provider

Actions
Please select category to access action links below:

- [Diagnosis](#)
- [Questionnaires \(Endocrine drug snapshot\)](#)
- [Questionnaires \(Endocrine Thyrotoxicosis Proforma\)](#)

Consultation Questionnaires
List of questionnaires for episode and linked episodes This consultation

Clinical Notes

FWG Trusted sites 100%

Completing the proforma for new thyrotoxic patients (not just Graves'), should provide useful, standardised and readily accessible audit data—it is relatively self-explanatory.

The CAS score should be calculated on the initial review for Graves' patients and can be updated at subsequent reviews; this generates a table displaying sequential CAS assessments which is displayed in both the 'drug snapshot screen' and the 'thyrotoxicosis proforma' screen

Hyperlink to open the CAS picture guide:



Please record smoking status in all patients with Graves' disease. This is done by selecting 'new' at the 'LifeStyle Choices' section:

T2012 Live - Microsoft Internet Explorer provided by NHS Lothian

ENDOCRINE DRUG SNAPSHOT

Thyroid drugs	Dose Started	Dose	Unit	Frequency
Levothyroxine				
Triiodothyronine				
Carbimazole				
Propylthiouracil				
Propranolol				
Propranolol LA				

Pituitary	Dose Started	Dose	Unit	Frequency
Growth Hormone				
Cabergoline				
Quinagolide				
Bromocriptine				
Pasireotide				
Somatuline autogel				
Somatuline LA				
Octreotide				
Sandostatin				
Sandostatin LAR				
Pegvisomant				
Desmopressin tablets				
Desmopressin nasal spray				

Adrenal	Dose Started	Dose	Unit	Frequency
Hydrocortisone	01/10/2012	15am 5pm	Milligrams	TWICE DAILY
Dexamethasone				
Prednisolone				
Methylprednisolone				
Fludrocortisone				
Metypapone				
Ketoconazole				
Phenoxybenzamine				

Reproductive	Dose Started	Dose	Unit	Frequency
Dianette				
Metformin				
Vaniqa				
Finasteride				

Clinical Notes: ENDOPROG [New](#)

Date Created	Time Created	Type	Specialty	Care Provider	Full Notes	Date Updated	Edit	Edit History

Diagnosis [New](#)

Date Diagnosis Identified	Problem/Diagnosis	Side/Site	Edit
01/06/2012	T2 Diabetes Mellitus HbA1c 47 mmol/mol (Jan 2014) on metformin Cushing's disease (i.e. pituitary origin) Presumed cyclical Cushing's Diagnosis made after first TSS (Nov 2009)		
01/11/2009	T2DM and Hypertension (June 2012) Repeat TSS December 2012 Pituitary radiotherapy (August 2013) Subsequent hypoadrenalism with suspicion of ongoing cyclical cortisol excess		

Result Profile: EndoRad [Across All Episodes]

MRI Head	12/11/2013	Results	CareStream
MRI Pituitary With and Without Gadolinium	12/11/2013	Results	CareStream
MRI Pituitary With and Without Gadolinium	18/07/2013	Results	CareStream
MRI Pituitary with Gadolinium	18/03/2013	Results	CareStream

Procedures [New](#)

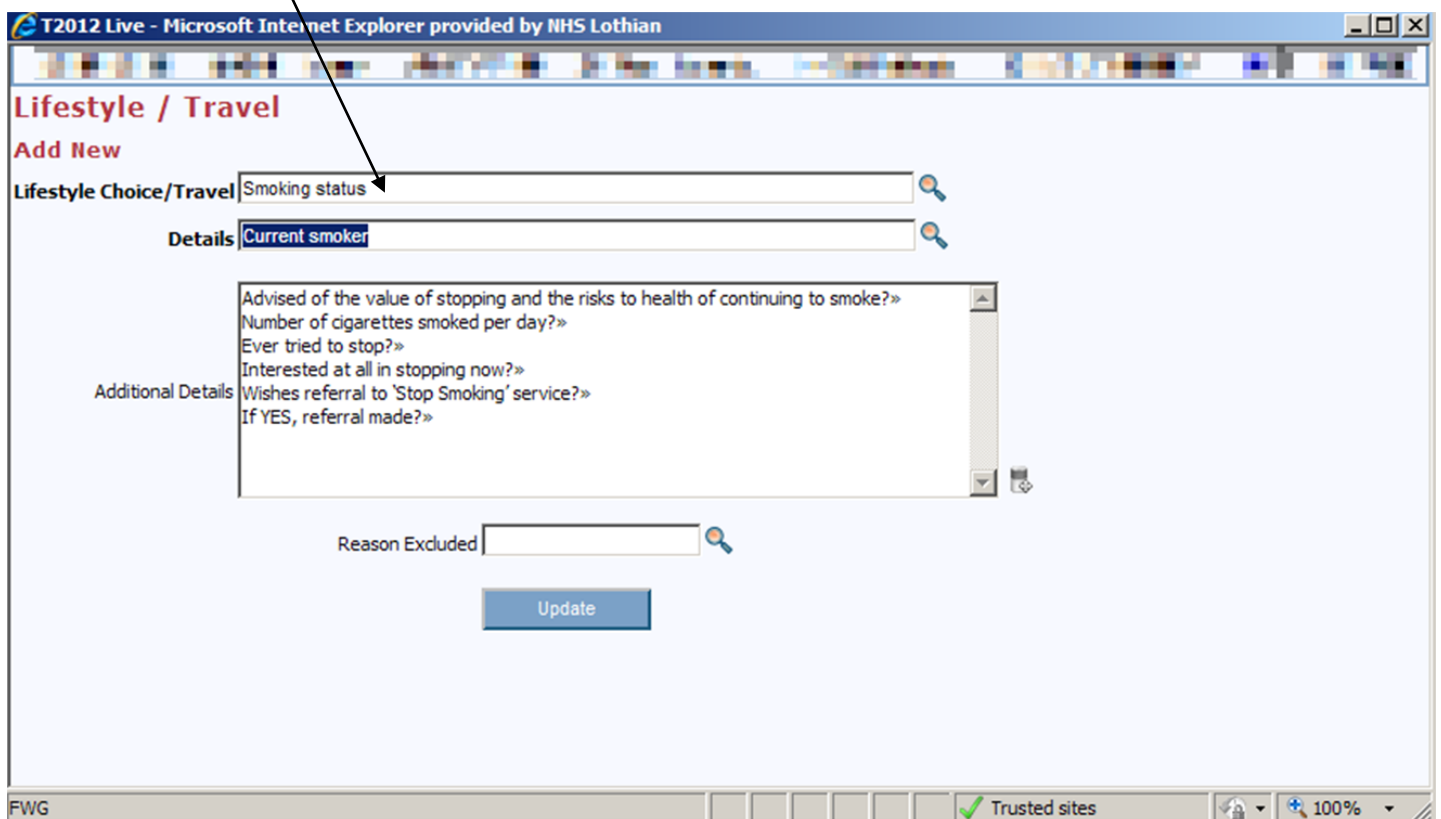
Operation Code	Indicator	Operation	Consultant	Procedure Date	Edit
EN019		Trans-sphenoidal surgery		08/12/2009	
EN019		Trans-sphenoidal surgery		18/12/2012	
EN018		External beam radiotherapy (pituitary)		05/08/2013	

LifeStyle Choices / Travel History [New](#)

Observation Profile: Body Measurements [Across All Episodes] [New](#)

Observation Item	21/01/2014 08:53
Age	
Height/Length(cm)	168
Height Verified/Unverified	
Ulna Measurement	

Type 'sm' in the top box:



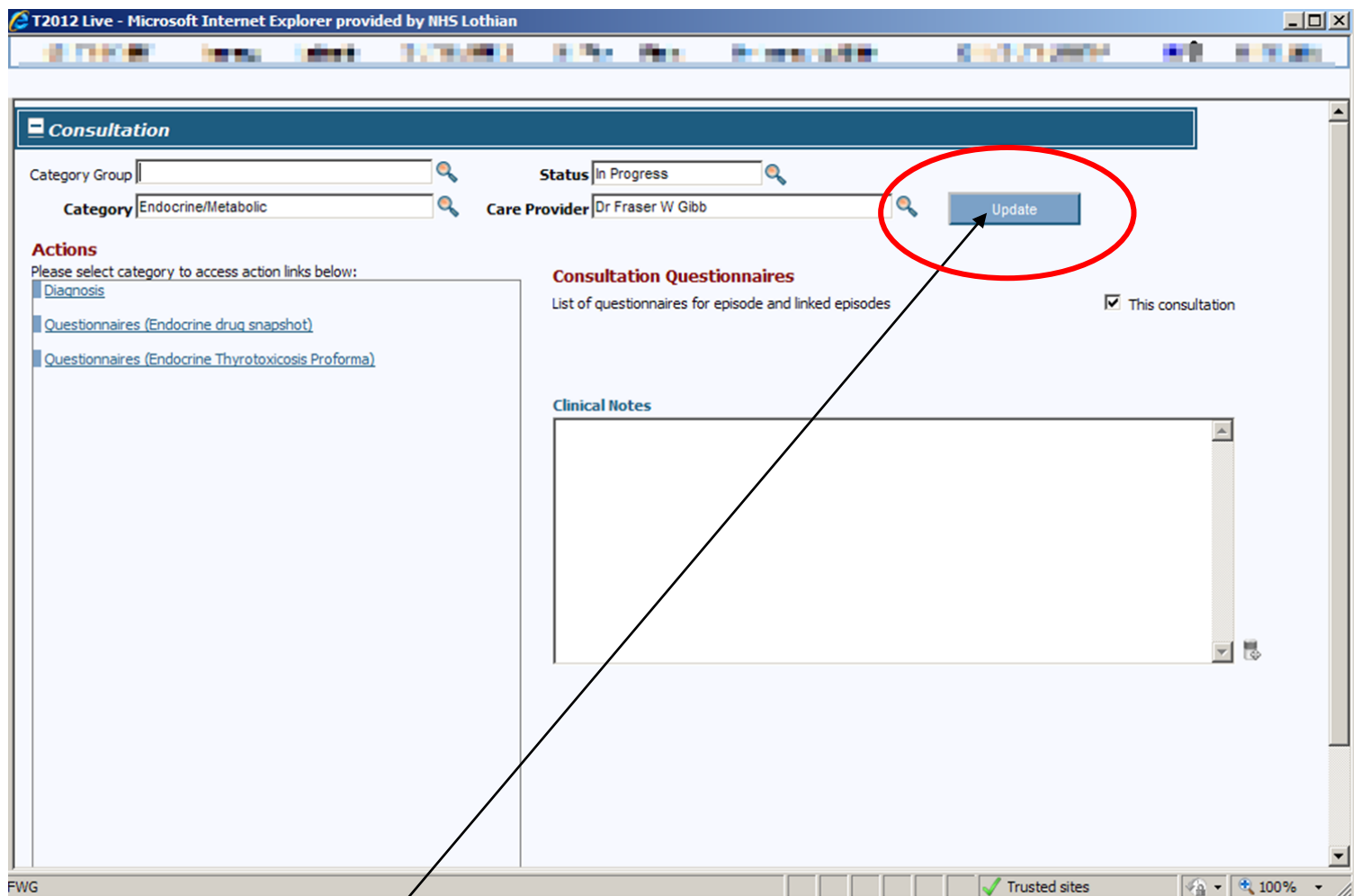
The screenshot shows a web browser window titled "T2012 Live - Microsoft Internet Explorer provided by NHS Lothian". The page content includes a header "Lifestyle / Travel" and a sub-header "Add New". Below this, there is a search bar labeled "Lifestyle Choice/Travel" containing the text "Smoking status". An arrow from the text above points to this search bar. Below the search bar is a "Details" section with a dropdown menu showing "Current smoker". Underneath is an "Additional Details" section with a list of questions: "Advised of the value of stopping and the risks to health of continuing to smoke?>", "Number of cigarettes smoked per day?>", "Ever tried to stop?>", "Interested at all in stopping now?>", "Wishes referral to 'Stop Smoking' service?>", and "If YES, referral made?>". At the bottom of the form is a "Reason Excluded" field and an "Update" button. The browser's status bar at the bottom shows "FWG", "Trusted sites", and "100%".

Then select the relevant option in 'Details'.

This brings up a useful intervention prompt. Pressing TAB takes you down the various questions.

Select 'update' to save and exit.

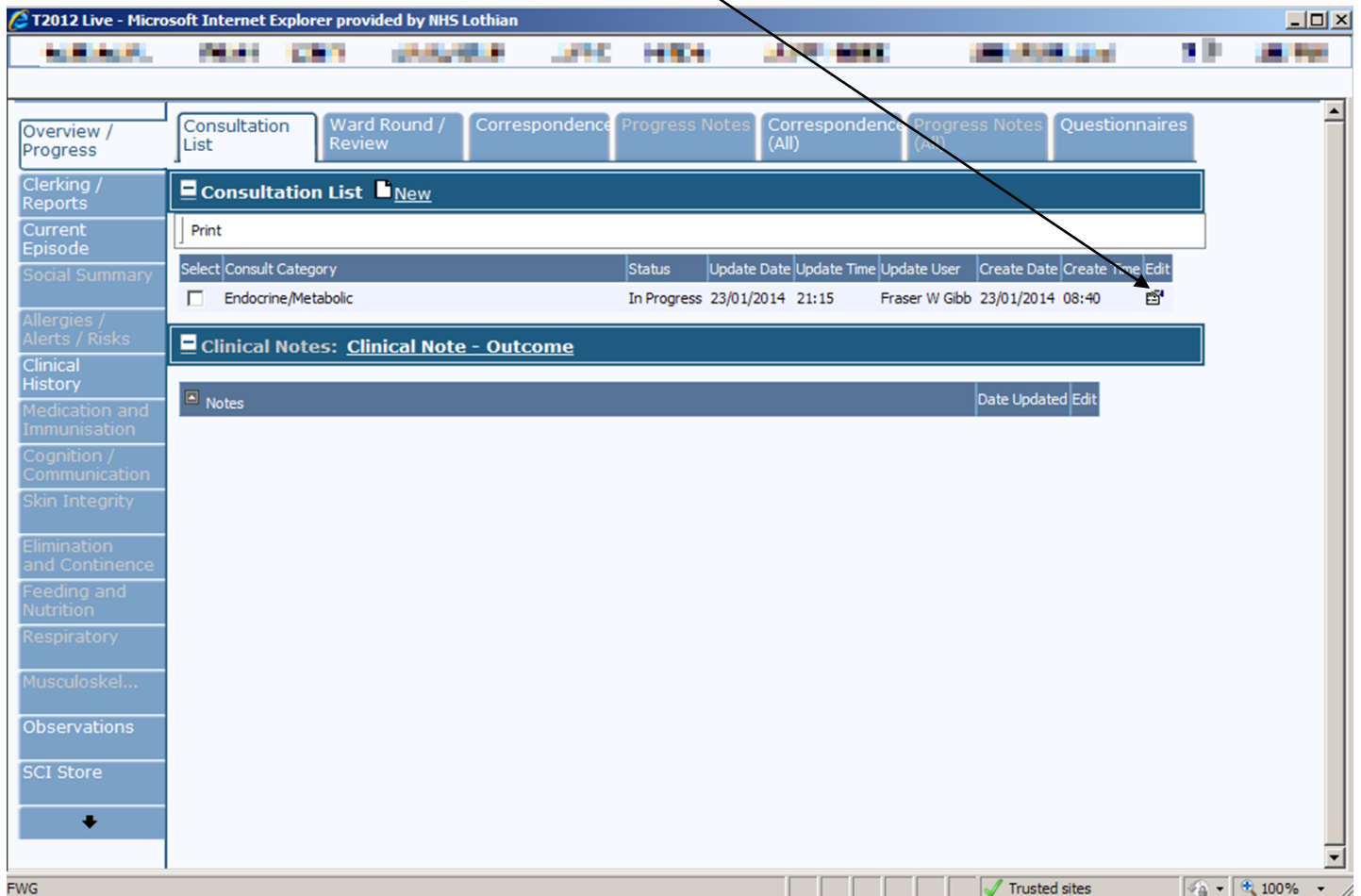
IMPORTANT!




When you have finished updating your patient's endocrine record—you **MUST** press 'update' on this screen to save and exit back to the clinic list.

DON'T exit this screen by pressing the 'X' box!

Once a patient has had an 'Endocrine consultation' created it should be accessed in future by selecting 'Edit'



The screenshot shows the T2012 Live web application interface. The top navigation bar includes tabs for 'Consultation List', 'Ward Round / Review', 'Correspondence', 'Progress Notes', 'Correspondence (All)', 'Progress Notes (All)', and 'Questionnaires'. The 'Consultation List' tab is active, displaying a table with the following data:

Select	Consult Category	Status	Update Date	Update Time	Update User	Create Date	Create Time	Edit
<input type="checkbox"/>	Endocrine/Metabolic	In Progress	23/01/2014	21:15	Fraser W Gibb	23/01/2014	08:40	

Below the table, there are sections for 'Clinical Notes: Clinical Note - Outcome' and 'Notes'. The 'Edit' button in the table row is highlighted by an arrow from the text above.

You do **NOT** need to create new consultations each time a patient is reviewed.